



	<h1>PREHISTOBOT</h1>	
<p>Fruits Clue – 1</p>	<h2>How do the fruits hold?</h2>	<p>Date of modification 19/11/2013</p>

Connection between the fruits and trees

- 1) Stick a piece of the hook side of the Velcro over the entire base of the lid.




- 2) Cut a rectangular piece of the velvet side of the Velcro of size 4x8mm.




	<h1>PREHISTOBOT</h1>	
<p>Fruits Clue – 1</p>	<h2>How do the fruits hold?</h2>	<p>Date of modification 19/11/2013</p>

3) Tie a knot at the end of the string.




4) Place a drop of glue on one half of the rectangular piece of Velcro using a glue gun.




	<h1>PREHISTOBOT</h1>	
<p>Fruits Clue – 1</p>	<h2>How do the fruits hold?</h2>	<p>Date of modification 19/11/2013</p>

5) Put the end of the string containing the knot on the drop of glue.



6) Fold the rectangular piece of Velcro in half around the knot.





PREHISTOBOT



Fruits
Clue – 1

How do the fruits hold?

Date of modification
19/11/2013

7) The lid is attached to the string by the folded edge of the Velcro at its end.

